



District Report Card: 2017


State: Maharashtra	District: Nashik
Class: 8	Subject: Language
Schools: 51	Students: 1423


Participation/Coverage


Students

GENDER 	Boys		Girls	
	Number	%	Number	%
	636	44.69	787	55.31

AREA 	Rural		Urban	
	Number	%	Number	%
	835	58.68	588	41.32

CATEGORY 	SC		ST		OBC		GEN	
	Number	%	Number	%	Number	%	Number	%
	172	12.09	430	30.22	446	31.34	375	26.35

CWSN 	LD	VI	HI	S&LD	ID	Oth
	4	44	1	0	2	89

Management 	Government		Government-aided	
	Number	%	Number	%
	80	5.62	1343	94.38

Average Performance of Students in Language (%)

Overall	Gender		Area		Management		Social Group			
	Male	Female	Rural	Urban	Govt.	Aided	SC	ST	OBC	GEN
62.01	59.23	64.24	60.27	64.47	57.83	62.25	62.17	57.01	64.63	64.53

Performance on Learning Outcomes (LOs)

Learning Outcomes	Description	Average Performance(%)
L813	Read textual/non-textual materials with comprehension and identifies the details, characters, main idea and sequence of ideas and events while reading	62.01

Range of Performance of Students who Answered Correctly							
Below 30%		30% - 50%		50% - 75%		Above 75%	
Number	%	Number	%	Number	%	Number	%
136	9.56	265	18.62	621	43.64	401	28.18

Lowest Performing Learning Outcomes (LOs)

1 - Read textual/non-textual materials with comprehension and identifies the details, characters, main idea and sequence of ideas and events while reading (62.01)